

KIDWAI MEMORIAL INSTITUTE OF ONCOLOGY



ANNUAL ACCOUNTS AND AUDIT REPORT FOR THE FINANCIAL YEAR 2019-2020



Dr. M.H. Marigowda Road , Bangalore – 560 029, Karnataka, India

Phone: +91-80-26094000 Fax: +91-80-26560723

Email : kidwai@nic.in Website: <http://www.kidwai.kar.nic.in/>

KIDWAI MEMORIAL INSTITUTE OF ONCOLOGY

Constitution of Governing Council

1. Hon'ble Minister for Medical Education
Government of Karnataka

Chairman

Members:

2. Additional Chief Secretary to the Government of Karnataka Medical Education Department Government of Karnataka	3. Principal Secretary to the Government of Karnataka Health & Family welfare Department
4. Secretary to Government of Karnataka, Medical Education Department & Member. Finance Department	5. Secretary to the Government of Karnataka, Dept of Science & Information Technology
6. Vice-Chancellor Rajiv Gandhi University of Health Sciences of Karnataka	7. The Director of Medical Education Government of Karnataka.
8. The Director Health & Family Welfare Services Government of Karnataka.	9. Director-General of Health Services Government of India, Ministry of Health &F.W, New Delhi.
10. The Joint Secretary(NCD) Ministry of Health Government of India, New Delhi	11. Chief Executive, Board of Radiation & Isotope Technology, V.N. Purav Marg, Deonar, Mumbai.
12. Director-General Indian Council of Medical Research Ansari Nagar New Delhi	13. Sri Puttanna, member of Legislative Council Karnataka Legislature, Vijaynagar, Bangalore
14. Sri Sri Sri Dr. Shanthaveera Maha Swamiji Chairman Board of Visitors, KMIO, Kolada Mutt Mahasamstahana, Member Governing Council, KMIO, H.Siddaiah Road, Bangalore-560027	15. Sri.B.C. Sadashivaiah, No.70,17t E main, 6 th Phase, Koramangala , Bangalore
16. Smt.Sevanthi M. Hegde, Srinivasnagar, bangalore	17. Dr. Srimani Rajagopalan,Banashankari, Bangalore,
18. Sri.N.L. Gangadhar, Kumaraswamy layout , Bangalore	19. Smt.N.Savitha, Banashankari, Bangalore
20. Medical Superintendent, KMIO	21. Chief Administrative Officer, KMIO
22. Financial Advisor, KMIO	23. The Director KMIO, Bangalore Member- Secretary



Constitution of Finance Committee:

Principal Secretary to the Government of Karnataka Finance Department Vidhana Soudha Bangalore.	Chairman
Secretary to the Government of Karnataka Medical Education Department M.S. Building, Bangalore.	Member
Secretary to the Government of Karnataka Planning Department M.S. Building, Bangalore.	Member
Director of Medical Education Government of Karnataka A.R. Circle, Bangalore.	Member
Director of Health & Family Welfare Services Government of Karnataka. Vikasa Soudha Bangalore	Member
Secretary, Health & Family Welfare Department Government of Karnataka. Vikasa Soudha Bangalore	Member
Medical Superintendent, KMIO, Bangalore.	Member
Director, KMIO, Bangalore.	Member- Secretary





MAS & Co.

CHARTERED ACCOUNTANTS

Firm Reg. No. 007049S

9, 'KRISHNA KASTHURI', Ashwathnagar,
R.M.V. II Stage, Bangalore - 560 094.
Ph. : 23413660, 23513660. Cell : 98450 30630
Email: ashokmullad@gmail.com

REPORT OF THE AUDITORS

1. We have audited the attached Balance Sheet of **KIDWAI MEMORIAL INSTITUTE OF ONCOLOGY, BANGALORE** as at 31st March 2020, the related income and Expenditure Account for the year ended on that date annexed thereto. These financial statements are the responsibility of the Institute's Management. Our responsibility is to express an opinion on these financial statements based on our audit.

2. We conducted our audit in accordance with the auditing standards generally accepted in India. Those standards require that we plan and perform the audit to obtain reasonable assurance about whether the financial statements are free of material misstatement(s). An audit includes examining, on a test basis, evidence supporting the amounts and disclosures in the financial statements. An audit also includes assessing the accounting principles used and significant estimates made by management, as well as evaluating the overall financial statement presentation. We believe that our audit provides a reasonable basis for our opinion.

3. Further we report that:

(i) We have obtained all the information and explanations which to the best of our knowledge and belief were necessary for the purpose of our audit;

(ii) In our opinion, proper books of account as required by law have been kept by the Institute so far as appears from our examination of those books;

(iii) The Balance Sheet, Income and Expenditure Account are in agreement with the books of account;

(vi) In our opinion and to the best of our information and according to the explanations given to us, the said financial statements together with the notes thereon and attached thereto, give the information required in the prescribed manner and also give a true and fair view in conformity with the accounting principles generally accepted in India:

- (a) in the case of the Balance Sheet, of the state of affairs of the Institute as at 31st March, 2020;
- (b) in the case of the income and Expenditure Account of the Excess of Income over Expenditure of the Institute for the year ended on that date.



Place: Bangalore
Dated: 12-02-2021

For MAS & CO,
Chartered Accountants
Firm Reg.No.007049S

ASHOK SHETTY M
Partner
Mem.No. 203498

MAS & Co.
Chartered Accountants
No. 9, 2nd Floor, 1st Main Road
Aswatha Nagar,
Bangalore - 560 094, India

BALANCE SHEET AS AT 31/03/2020

PARTICULARS	Schedule No.	31-Mar-20		31-Mar-19	
SOURCE OF FUNDS:					
Capital Funds - Institute	A		2,00,66,42,766		1,93,74,49,810
Other Funds - Projects	B		1,05,97,85,269		1,10,02,10,881
TOTAL			3,06,64,28,035		3,03,76,60,692
APPLICATION OF FUNDS:					
FIXED ASSETS					
Gross Block	C	1,37,43,87,017		1,32,36,72,183	
Less: Depreciation		1,03,31,97,691		90,70,82,466	
NET BLOCK OF FIXED ASSETS			34,11,89,326		41,65,89,717
INVESTMENTS AND DEPOSITS					
a) Current Assets Loans, Advances					
Cash & Bank balance	E	86,68,99,408		67,49,90,023	
Sundry debtors	F	12,89,08,905		14,42,16,388	
Loans and Advances	G	9,71,79,339		10,16,46,259	
Total (a)		1,09,29,87,652		92,08,52,670	
Less:					
b) Current Liabilities	H	24,68,86,575		17,21,72,551	
NET CURRENT ASSETS (a-b)			84,61,01,077		74,86,80,119
TOTAL			3,06,64,28,035		3,03,76,60,692

Notes forming part of the financial statements

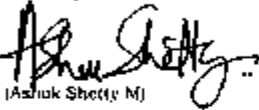
As per our report of even date

for and on behalf of

For MAS & Co.

Chartered Accountants

Firm Reg No. 007049S



(Ashuk Shetty M)


Partner

Mem No. 203498


Place : Bangalore

Date : 12/02/2021

For KIDWAI MEMORIAL INSTITUTE OF ONCOLOGY



Financial Advisor



Director




MAS & Co.
Chartered Accountants
No. 9, 2nd Floor, 1st Main Road
Aswatha Nagar,
Bangalore - 560 094, India

KIDWAI MEMORIAL INSTITUTE OF ONCOLOGY, BANGALORE -560 029

**INCOME AND EXPENDITURE STATEMENT FOR THE YEAR ENDED
31st MARCH 2020**

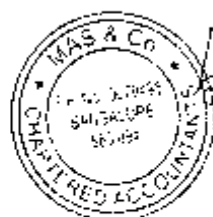
PARTICULARS	Schedule No.	2019-20	2018-19
INCOME:			
Grants from GOK Non Plan		1,14,78,05,818	98,74,18,162
Grants-Others	I	4,29,00,000	1,90,00,000
Hospital User Charges	J	44,70,92,041	46,13,61,459
Rental Income	K	26,58,341	21,80,515
Income from Other Activity	L	2,74,37,562	1,88,16,933
Interest on Deposits	M	7,90,98,205	6,35,43,665
Donation and Other Income	N	1,73,01,532	1,31,41,799
Total		1,76,42,93,499	1,56,54,62,533
EXPENDITURE:			
Employee Remuneration & Benefits	O	81,47,73,216	57,19,52,992
Academic Activities	P	6,09,23,362	6,70,27,630
Hospital purchases	Q	32,11,48,096	19,28,29,725
Administrative & Other Expenses	R	21,71,71,329	17,77,92,827
Repairs & Maintenance	S	14,55,81,168	4,87,33,867
PCC Gulbarga expenses	T	3,16,79,572	2,83,66,850
Total Expenditure		1,59,12,76,743	1,08,67,03,891
Excess of Income Over Expenditure (Before Depreciation)		17,30,16,756	47,87,58,642
LESS:			
Depreciation		12,61,15,225	12,27,49,619
Total		12,61,15,225	12,27,49,619
Excess of Income over Expenditure		4,69,01,531	35,60,09,023

As per our report of even date
for and on behalf of

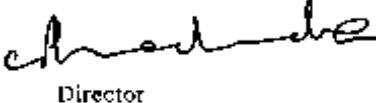
MAS & Co
Chartered Accountants
Firm Reg No. 007149S

(Ashok Shetty M)
Partner
Mem No. 203498

Place : Bangalore
Date : 12/02/2021

For **KIDWAI MEMORIAL INSTITUTE OF ONCOLOGY**




Financial Advisor


Director

MAS & Co.
Chartered Accountants
No. 9, 2nd Floor, 1st Main Road
Aswatha Nagar,
Bangalore - 560 094, India

KIDWAI MEMORIAL INSTITUTE OF ONCOLOGY, BANGALORE -500 029

SCHEDULE:A

Capital Funds - Institute			
Sl.No.	Particulars	2019-20	2018-19
1	Capital Funds - Opening Balance	1,14,92,69,925	79,32,60,902
	Total	1,14,92,69,925	79,32,60,902
	Add/Less: Earlier year funds adj	23552276	-
	Add: Excesss of Income Over Expenditure	4,69,01,531	35,60,09,023
	Net fund balance as on 31.3.2020	1,21,97,23,732	1,14,92,69,925
2	Grants - Opening Balance	37,57,27,683	20,07,99,829
	Add:Grants Received	1,49,00,000	20,00,00,000
	Add:Interest,Provisions & Others	1,12,74,410	95,88,838
	Total	40,19,02,093	41,03,88,667
	Less:Utilised during the year	1,01,26,095	3,46,60,984
	Net fund balance as on 31.3.2020	39,17,75,998	37,57,27,683
3	Specific Funds - Opening Balance	41,24,52,202	44,62,60,045
	Add:Grants / Donation Received	11,58,00,000	12,60,66,635
	Add:Interest,Provisions & Others	4,92,30,217	3,33,02,432
	Total	57,74,82,419	60,56,29,112
	Less: Payments during the year	18,23,39,383	19,31,76,910
	Net fund balance as on 31.3.2020	39,51,43,036	41,24,52,202
Grand Total		2,00,66,42,766	1,93,74,49,810

Chandrasekhar



KIDWAI MEMORIAL INSITUTE OF ONCOLOGY, BANGALORE -560 029.

Schedules Forming Part of Balance Sheet

SCHEDULE - B : Other Funds - Projects

Fund Name	31.03.2020	31.03.2019
Dharmashala Revenue	2,38,81,271	1,68,38,160
Dharmashala Free Feeding	27,57,866	32,80,071
Children Welfare Fund	1,13,94,737	1,09,49,912
Patient Welfare Fund	37,04,116	1,01,37,442
Micro Array	-	13,316
Scientific Research	1,59,42,500	1,39,45,105
Foreign Contribution	3,68,478	3,43,760
State Cancer Institute fund	59,76,56,769	68,82,65,953
NPCDCS palliative care-NHM Project	1,36,311	4,91,381
P W Corpus Fund	2,55,45,115	2,55,45,115
Grants for Gulbarga Upgration	36,22,08,545	29,22,08,545
Donation from sbm nimhans	6,25,110	6,25,110
Other Projects	1,55,64,451	3,75,67,010
TOTAL	1,05,97,85,269	1,10,02,10,880

Chandrasekhar



Schedules Forming Part of Balance Sheet

SCHEDULE : C

Fixed Assets Schedule:

Sl. No.	ASSETS	Rate of depreciation	Gross Block				Total Cost as at 31st March 2020	Depreciation			Net Block		
			Cost as on 1.4.2019	Earlier Year Adj.	Addition during the year more than 6 months	Addition during the year less than 6 months		Depreciation AS AT 01.04.2019	Earlier Year Adj.	During the Year 2019-20	Total Depreciation as on 31.03.2020	W.D.V.AS AT 31st March 2019	W.D.V.AS AT 31st March 2020
1	Land	-	1,84,132	-	-	-	1,84,132	-	-	-	-	1,84,132	1,84,132
2	Buildings	10%	20,89,23,877	-	-	-	20,89,23,877	16,91,98,833	-	39,72,504	17,31,71,337	3,97,25,044	3,57,52,540
3	Major Equipments	25%	76,81,52,700	-	-	-	76,81,52,700	49,98,59,644	-	6,70,73,264	56,69,32,908	26,82,93,056	20,12,19,792
4	Hospital Equipments	25%	16,78,70,061	-	90,51,576	2,74,38,179	20,43,59,816	12,67,86,264	-	4,06,24,844	16,74,11,108	4,10,83,797	3,69,48,708
5	Computers	40%	51,09,777	-	-	88,500	51,98,277	32,68,282	-	7,54,298	40,22,580	18,41,495	11,75,697
5	Office Equipments	15%	4,81,89,464	-	79,16,013	5,20,723	5,66,26,200	2,66,04,477	-	44,64,204	3,10,68,682	2,15,84,987	2,55,57,518
6	Vehicles	20%	1,10,52,461	-	-	-	1,10,52,461	84,20,161	-	5,26,460	89,46,621	26,32,300	21,05,840
7	Furniture Fittings, library Books, etc	10%	4,70,48,182	-	9,88,058	47,11,785	5,27,48,025	3,40,75,046	-	16,31,709	3,57,06,755	1,29,73,135	1,70,41,270
8	Hospital Equipments (Donation-in-Kind)	25%	6,71,41,529	-	-	-	6,71,41,529	3,88,69,758	-	70,67,943	4,59,37,701	2,82,71,771	2,12,03,828
	Total		1,32,36,72,183	-	1,79,55,647	3,27,59,187	1,37,43,87,017	90,70,82,466	-	12,61,15,225	1,03,31,97,691	41,65,89,717	34,11,89,326

KIDWAI MEMORIAL INSTITUTE OF ONCOLOGY, BANGALORE -560 029
Schedules Forming Part of Balance Sheet

SCHEDULE: D

Fixed Deposits: in the name of

Sl.No.	PARTICULARS	As on 31st March 2020	As on 31st March 2019
1	Children Welfare fund	7,524,864	7,124,521
2	Dharmasala Free Feeding	8,322,351	7,843,488
3	Pension / Gratuity Fund	1,456,719,762	1,463,198,280
4	Scientific Research fund	5,744,630	5,213,873
5	Palliative care	265,365	241,337
6	Patient welfare Corpus Fund	4,148,684	3,898,308
7	Robotic Surgery	63,738,913	60,252,122
8	State Cancer Institute	332,673,063	324,618,926
	Total	1,879,137,632	1,872,390,855



Handwritten signature

Schedules Forming Part of Balance Sheet

Schedule : E - Cash & Bank Balances

Sl. No.	Particulars	As on 31/03/2020	As on 31/03/2019
1	Dharmasala Revenue A/c No10124	1,62,85,542	98,82,417
2	ECS A/c No 3376	3,85,10,994	2,62,27,246
3	GOK / Plan- 2952-Canara Bank	7,05,02,474	82,28,891
4	Revenue A/c SB-10453- Canara Bank	9,26,23,523	5,11,06,326
5	Salary A/c SB-3866- Canara Bank	5,82,47,212	39,08,21,822
6	PCC Gulbarga A/c No 2954	4,47,80,228	2,75,53,316
7	Pension fund A/c No 10135	2,07,01,681	1,57,56,500
8	LC Canara Bank A/c no. 3115	57,04,637	2,04,559
9	Vajpayee Scheme - 103122	33,58,15,483	10,29,23,230
10	105872 - PCC Tumkur	6,99,99,705	-
11	104564 - State cancer Institue	38,23,978	11,68,105
12	Patient Welfare fund A/c No10505	23,57,032	82,90,358
13	KCMMRS A/c No 2748	3,23,46,254	2,06,08,417
14	Scientific Research A/c No 3278	25,90,459	34,90,276
15	Milk Counter A/c No(1753)	5,57,016	6,02,735
16	Canara Bank Current A/C No.000001	5,200	5,200
17	Canara Bank Current A/C No.000003	1,75,297	87,783
18	SBM - Nimhans A/c no. 4126	7,65,278	7,35,386
19	103548 - Rotary Paediatric Chemotherapy	5,709	5,518
20	103560 - STSP Fund A/c	31,59,704	20,83,031
21	103561 - SCSP Fund	98,22,795	41,38,092
22	104619 - New Pension Scheme	5,72,80,605	-
23	105240-NHM Project	29,287	3,84,357
24	104566- RGUHS Online gateway	3,63,715	2,42,935
25	104569- RGUHS HBV Micro Biology	4,45,600	4,43,524
	TOTAL	86,68,99,408	67,49,90,023



KIDWAI MEMORIAL INSTITUTE OF ONCOLOGY, BANGALORE -560 029.

Schedules Forming Part of Balance Sheet

SCHEDULE: F - Sundry Debtors

Sl.No.	PARTICULARS	As on 31st March 2020	As on 31st March 2019
1	Medical Advance to Institutions	-	40,000
2	Sundry Debtors - ESI,CGHS,ITI,HAL etc.	12,89,08,905	14,41,76,388
	Sub Total	12,89,08,905	14,42,16,388

SCHEDULE: G - Loans, Advances & Deposits

	STAFF ADVANCES	31.03.2020	31.03.2019
1	Festival & Travelling and Medical advances	18,38,560	64,679
2	Salary Recoveries	6,41,199	18,56,081
	Sub Total	24,79,759	19,20,760
	OTHER ADVANCES:		
1	Tax Deducted at Source (T.D.S) 13-14	1,22,93,896	1,22,93,896
2	Tax Deducted at Source (T.D.S) 14-15	1,59,52,830	1,59,52,830
3	Tax Deducted at Source (T.D.S) 15-16	-	2,16,76,297
4	Tax Deducted at Source (T.D.S) 16-17	1,67,57,948	1,67,57,948
5	Tax Deducted at Source (T.D.S) 17-18	1,28,35,373	1,28,35,373
6	Tax Deducted at Source (T.D.S) 18-19	1,16,01,223	1,14,55,326
7	Tax Deducted at Source (T.D.S) 19-20	1,65,04,481	-
	Sub Total	8,59,45,751	9,09,71,670
	DEPOSITS:		
6	BWSSB	29,74,728	29,74,728
7	Gas Cylinder	2,49,700	2,49,700
8	IDL deposit	2,000	2,000
9	Milk Counter Guarantee	30,000	30,000
10	KEB-Security Deposit	54,66,071	54,66,071
11	Telephone Deposits	16,330	16,330
12	Telephone Deposits(CTLN)	15,000	15,000
	Sub Total	87,53,829	87,53,829
	Grand Total	9,71,79,339	10,16,46,259



Schedules Forming Part of Balance Sheet

SCHEDULE: H - Current Liabilities

Sl. No.	PARTICULARS	As on 31st March 2020	As on 31st March 2019
1	Liabilities towards Staff Salary and taxes		
a	TDS and other payable	5,75,683	8,57,866
b	GST Payable	10,22,995	7,88,095
c	Professional Tax	2,07,800	(10,000)
g	GPF Payable	12,000	1,08,000
h	Group Insurance Scheme	(24,638)	2,35,727
i	KGID Payable	15,115	12,425
j	LIC Payable	19,76,980	17,01,696
k	NPS Payable	5,74,24,598	5,81,480
l	PLI Payable	5,06,781	3,13,816
	Total	6,17,17,314	45,89,105
2	Sundry Creditors - Suppliers		
a	Security and Housekeeping	3,64,97,569	1,77,17,013
b	BSNL	-	17,500
c	Deduction on ESI Claims vinayaka	28,64,072	28,64,072
	Total	3,93,61,641	2,05,98,585
3	ADVANCES & DEPOSITS		
a	Advance from patients	24,79,942	82,70,409
b	Cycle Stand deposit	25,250	25,250
c	Earnest Money Deposit	1,50,87,117	2,07,00,117
d	Security Deposit	88,66,608	83,51,217
e	Other Current liabilities	1,43,85,904	12,53,873
	Total	4,08,44,821	3,86,00,866
4	Others		
a	Donations from KSBCI	-	30,00,000
b	Donations from KMF	-	25,00,000
c	KCDF Payable	3,47,518	4,16,709
d	Pre Vas Package	10,46,15,281	10,24,67,286
	Total	10,49,62,799	10,83,83,995
Grand Total		24,68,86,575	17,21,72,551



KIDWAI MEMORIAL INSTITUTE OF ONCOLOGY, BANGALORE -500 029
SCHEDULE FORMING PART OF INCOME AND EXPENDITURE ACCOUNTS
FOR THE YEAR ENDING 31st MARCH 2020

SCHEDULE NO : I - Grants Others

Particulars	As on 31/03/2020	As on 31/03/2019
KCMMR	2,00,00,000	-
SCSP	1,81,00,000	1,50,00,000
STSP	48,00,000	40,00,000
Grand Total	4,29,00,000	1,90,00,000

SCHEDULE NO : J - Hospital User Charges

Particulars	As on 31/03/2020	As on 31/03/2019
Radiodiagnosis	2,06,47,390	1,99,62,477
Nuclear Medicine	44,22,069	58,73,960
Pathology	1,15,40,554	1,09,79,506
Bio-Chemistry	1,35,68,304	1,22,61,640
Surgery	77,69,608	82,23,058
Micro-Biology	29,19,244	27,43,710
Medical Oncology	40,63,058	68,67,130
Cancer Detection Clinic	24,000	19,400
Blood Bank	23,14,505	10,90,775
Radiotherapy	2,29,69,701	2,98,18,355
Medical Records	22,02,010	51,15,155
Jothi sanjevini and other Schemes	33,70,939	-
Radiation Physics	4,51,124	1,72,166
Vajpayee scheme	32,48,14,304	33,53,74,568
Ward Charges & In-patients Settlement,etc	1,26,69,712	1,46,73,607
Other Income	34,02,764	57,58,690
Diet Charges	1,80,333	73,545
Investigation &Others	3,24,072	19,795
Linear Accelerator Or Teletherapy	94,38,350	23,33,922
Grand Total	44,70,92,041	46,13,61,459

SCHEDULE NO : K - Rental Income

Particulars	As on 31/03/2020	As on 31/03/2019
Milk Booth	2,08,656	1,79,479
Canara bank rent	5,42,700	5,22,004
Mobile Tower Rent	4,56,800	2,72,027
Generic Drug Store Rent	2,16,000	1,85,797
Hopcoms Rent	1,14,660	98,627
Sulab toilet rent	12,600	10,838
Canteen Rent etc	9,00,000	7,74,160
Xerox Room rent	1,20,000	46,500
Juice centre rent	86,925	91,083
Total	26,58,341	21,80,515



KIDWAI MEMORIAL INSTITUTE OF ONCOLOGY

Schedule - B1

Dharmashala Revenue INCOME & EXPENDITURE

PARTICULARS	2019-20	2018-19
INCOMES		
Interest Received	29,852	1,77,169
Room & Dormitory Charges	87,79,600	91,27,694
Total	88,09,452	93,04,863
EXPENDITURE		
Repairs & Other expenses	31,342	25,520
Salary Expense	17,35,000	18,54,680
Total	17,66,342	18,80,200
Excess of Income Over Expenditure	70,43,110	74,24,663

Dharmashala Revenue Fund

PARTICULARS	2019-20	2018-19
Dharmashala Revenue Fund Op Bal	1,68,38,160	94,13,497
Earlier year adjustment		-
Add/Less: Excess of Income over Expenditure	70,43,110	74,24,663
Dharmashala Revenue Fund Cl Bal	2,38,81,270	1,68,38,160



KIDWAI MEMORIAL INSTITUTE OF ONCOLOGY

Schedule - B2

Dharmashala Free Feeding INCOME & EXPENDITURE

PARTICULARS	2019-20	2018-19
INCOMES		
Interest Received	3,96,767	1,33,920
Donations Received	16,66,681	24,86,028
Total	20,63,448	26,19,948
EXPENDITURE		
Cooking Gas	5,29,760	2,22,489
Groceries	18,95,593	19,83,056
Contingencies	1,60,300	52,843
Total	25,85,653	22,58,388
Excess of Income over Expenditure	(5,22,205)	3,61,560

Dharmashala Free Feeding Fund

PARTICULARS	2019-20	2018-19
Dharmashala Free Feeding Fund-Op Bal	32,80,071	25,73,131
Earlier year adjustment		3,45,380
Add/Less: Excess of Expenditure over Income	(5,22,205)	3,61,560
Dharmashala Free Feeding Fund-C1 Bal	27,57,866	32,80,071



KIDWAI CANCER INSTITUTE	
FIXED DEPOSITS DETAILS	
8409401000564/6	55,36,321
FD - 8409401000001/48	19,88,544
8409401000606/67	23,58,508
FD-8409302000021/6	53,86,646
FD - 8409401000072/6	5,77,197
TD8409413000012/ 142	88,46,456
TD8409413000012/ 175	1,09,45,885
TD8409413000012/ 176	1,09,45,885
TD8409413000012/ 177	1,09,45,885
TD8409413000012/ 178	1,09,45,885
TD8409413000012/ 179	1,09,45,885
TD8409413000012 / 180	1,09,45,885
TD8409413000012/ 143	1,09,47,490
TD8409413000012/ 144	1,09,47,490
TD8409413000012/ 145	1,09,47,490
TD8409413000012/ 146	1,09,47,490
TD8409413000012/ 147	1,09,47,490
TD8409413000012/ 148	1,09,47,490
TD8409413000012/ 149	1,09,47,490
TD8409413000012/ 150	1,09,47,490
TD8409413000012/ 151	1,09,47,490
TD8409413000012/ 160	1,09,47,490
TD8409413000012/ 161	1,09,47,490
TD8409413000012/ 162	1,09,47,490
TD8409413000012/ 163	1,09,47,490
TD8409413000012/ 164	21,01,034
FD-8409401000461/ 73	42,22,335
FD-8409401000462 /17	1,58,98,928
TD8409307000033/ 31	1,11,27,557
TD8409307000033/32	1,11,27,557
TD8409307000033/ 33	15,15,343
TD8409401000100/ 60	59,59,314
8409401000461/55	1,12,83,373
8409401000461/ 56	1,12,83,373
8409401000461/ 57	1,12,83,373
8409401000461/ 58	1,12,83,373
8409401000461/59	1,12,83,373
8409401000461/60	1,12,83,373
8409401000461/ 61	1,12,83,373
8409401000461/ 62	1,12,83,373
8409401000461/ 63	1,12,79,443
8409401000461/ 64	1,12,79,443
8409401000461/ 65	1,12,79,443
8409401000461/ 66	1,12,79,443
8409401000461/ 67	1,12,79,443
8409401000461/68	1,12,79,443
8409401000461/ 69	1,12,79,443
8409401000461/ 70	1,12,79,443
8409401000461/ 71	1,12,79,443



KIDWAI CANCER INSTITUTE
FIXED DEPOSITS DETAILS

8409401000461/ 72	1,04,90,690
FD - 8409401000100/62	18,35,679
FD 8409401000667/ 2	68,25,471
TD8409413000011/10	1,04,81,186
TD8409413000011 /11	28,97,519
TD8409413000011/ 12	1,09,55,539
TD8409413000011/ 13	1,09,55,539
TD8409413000011/ 14	1,09,55,539
TD8409413000011/ 15	1,09,55,539
TD8409413000011/ 16	1,09,55,539
TD8409413000011/ 17	1,09,55,539
TD8409413000011/ 18	1,09,55,539
TD8409413000011/ 19	13,98,675
TD8409413000011/ 20	24,65,790
TD8409413000012/ 181	1,09,45,885
TD8409413000012/ 182	1,09,45,885
TD8409413000012/ 183	1,09,45,885
TD8409413000012/ 184	1,09,45,885
TD8409413000012/ 185	1,09,45,885
TD8409413000012/ 186	1,09,45,885
TD 8409413000012/ 187	1,09,45,885
TD8409413000012/ 188	58,59,918
TD8409413000012/ 189	1,09,45,885
TD8409413000012/ 190	1,09,45,885
TD8409413000012/ 191	1,09,45,885
TD8409413000012/ 243	1,09,41,122
TD8409413000012/ 244	29,84,201
TD8409413000012/ 245	1,09,41,122
TD8409413000012/ 246	1,09,41,122
TD8409413000012/ 247	1,09,41,122
TD8409413000012/ 248	1,09,41,122
TD8409413000012/ 249	1,09,41,122
TD8409413000012/ 250	1,09,41,122
TD8409413000012/ 251	1,09,41,122
TD8409413000012/ 252	1,09,41,122
TD8409401000663/ 10	58,54,985
TD8409401000663/ 6	49,19,056
TD8409401000663/ 7	15,17,555
TD8409401000663/ 8	81,20,123
TD8409401000663/ 9	81,20,123
TD8409413000012/ 201	1,09,45,885
TD8409413000012/ 202	56,38,789
TD8409413000012/ 152	3,31,744
TD8409413000012/ 153	1,65,870
TD8409413000012/23□	4,42,322
TD8409413000012/ 203	4,42,257
TD8409413000012/ 204	1,09,45,885
TD8409413000012/ 205	1,09,45,885
TD8409413000012/ 206	1,09,45,885
TD8409413000012/ 207	1,09,45,885
TD8409413000012/ 158	1,09,47,490
TD8409413000012/ 159	67,45,425
TD8409401000367/8	57,44,629
	41,48,683



KIDWAI CANCER INSTITUTE
FIXED DEPOSITS DETAILS

TD8409413000012/ 141	3,64,426
Fd-8409301000293/ 56	3,00,56,589
FD8409401000666/ 4	1,05,99,693
FD 8409401000666/ 5	1,05,99,693
FD8409401000666/6	2,50,513
TD8409413000012/ 192	8,84,516
TD8409413000012/ 193	1,09,45,885
TD8409413000012/ 194	1,09,45,885
TD8409413000012/ 195	1,09,45,885
TD8409413000012/ 196	1,09,45,885
TD8409413000012/ 197	1,09,45,885
TD8409413000012/198	1,09,45,885
TD8409413000012/ 199	1,09,45,885
TD8409413000012/ 200	1,09,45,885
8409413000012/ 165	24,32,418
8409413000012/ 166	1,09,45,885
8409413000012/ 167	1,09,45,885
8409413000012/ 168	1,09,45,885
8409413000012/ 169	1,09,45,885
8409413000012/ 170	1,09,45,885
8409413000012/ 171	1,09,45,885
8409413000012/ 172	1,09,45,885
8409413000012/173	1,09,45,885
8409413000012/174	1,09,45,885
TD8409401000655 /2	59,95,377
TD8409413000012/ 221	1,09,45,885
TD8409413000012/ 222	1,09,45,885
TD8409413000012/ 223	1,09,45,885
TD8409413000012/ 224	1,09,45,885
TD8409413000012/ 225	1,09,45,885
TD8409413000012/ 226	1,09,45,885
TD8409413000012/ 227	1,09,45,885
TD8409413000012/ 228	1,09,45,885
TD8409413000012/ 229	1,09,45,885
TD8409413000012/ 230	1,09,45,885
TD8409413000012/ 231	1,09,45,885
TD8409413000012/ 232	1,09,45,885
TD8409413000012/ 233	1,09,45,885
TD8409413000012/ 234	1,09,45,885
TD8409413000012/235	1,09,45,885
TD8409413000012/ 236	1,09,45,885
TD8409413000012/ 237	1,09,45,885
TD8409413000012/ 238	23,21,855
TD8409413000012/239	1,09,45,885
TD8409413000012/ 240	1,09,45,885
TD8409413000012/ 241	1,09,45,885
TD8409413000012/ 242	1,09,45,885
TD8409413000012/ 208	1,09,45,885
TD8409413000012/ 209	1,09,45,885
TD8409413000012/ 210	1,09,45,885
TD8409413000012/ 211	1,09,45,885
TD8409413000012/ 212	1,09,45,885



KIDWAI MEMORIAL INSTITUTE OF ONCOLOGY, BANGALORE

FOR THE FINANCIAL YEAR 2019-20

1. Background:

Kidwai Memorial Institute of Oncology was established in the year 1973, is now situated on a sprawling 23 acres of land, acquired the Autonomous status and was recognized as a Regional Cancer Centre in 1980, subsequent to which the institute has developed from non-discreet cancer hospital to a State of art Cancer centre providing excellent cancer care to the needy and is the second largest Regional cancer centres in India. It is a comprehensive centre for cancer research and offers sophisticated treatments to Cancer Patients along with a Teaching Institution affiliated to Rajiv Gandhi University of Health Sciences, Karnataka and recognised by Medical Council of India and National Board of Examinations. The World Health Organisation (WHO) has recognized this Institute as an "Institute of Excellence" in the field of Oncology and allied sciences. It is a member of UICC (International Union against Cancer).

2. Organisation:

Management of the Institute at the apex level is through the Governing Council, which is headed by the Hon'ble Minister for Medical Education, Government of Karnataka and Director of KMIO as its Member Secretary. In addition, the Government appoints administrator/ bureaucrats/ eminent Scientists and Philanthropists as members of the Governing Council. The Director of the Institute is overall responsible for the day-today Functioning and Management of the Institute.

3. Facilities:

The Institute as a comprehensive cancer centre treats about 20,000 new patients every year with a follow-up of about 3 lakh patients per annum. The institute has a bed strength of 700 and in addition housed 250 patients in Dharmashala (Patients Ambulatory Home). A new in-patient Block built and Donated by Sipani and Daaga with 350 patients has been functioning.

The Institute is recognised as a centre of EXCELLENCE by various National and International Organisations. The Institute is actively involved in conducting research in collaboration with premier Institutions like ICMR, Indian Institute of Science and NCBS with funding from ICMR, DBT and DST.



The Institute offers state of the art cancer care to patients not only from all parts of Karnataka and neighbouring states. Flow of help to needy patients comes from various schemes of the Govt. of Karnataka and Govt. Of India, such as the Ayushman Bharath, Suvarna Arogya Suraksha Trust (VAS), Rashtriya Arogya Nidhi (RAN), Chief Minister's Medical Relief Fund, Poor Patients Welfare Fund, Children's Welfare Fund and also from the generous Donation from organisations and individuals. Quite a few infrastructural developments have taken place in this Institute with Corporate Social Responsibility funds.

Many Corporate bodies/Philonthropists have extended generous support in building infrastructure for patient care like the entire Surgical Block with OPDs, Wards and Minor OT housed in the second floor of the Out patient Block built by Sri Dharmasthala Manjunatheswara Trust. The Dharmashala which houses 250 patients along with 250 attendants was built by the Corporation of Bangalore and was augmented by the another Dharmashala built and donated to us by Infosys Foundation.. An exclusive Paediatric Block has been built by the Kapoor family. Another floor was recently added to this block by the State Bank of Mysore under Corporate Social Responsibility funds. BEL under CSR funds has donated a State of art facility Cancer Detection Bus and this Facility will be used for Cancer Screening and Detection programmes. Besides this, several organisations and individuals have made immense contributions indeed a noble gesture to cancer afflicted patients.

As regarding the Academic activities, many Post-Graduate and Super specialty courses in the main specialties and Sub specialties of Oncology are offered and these courses are affiliated to RGUHS and are recognized by the Medical Council of India and the National Board, New Delhi. The institute is also a Training centre for WHO Fellows; PG Students from all over Karnataka/India

4. Department of the Institute:

The Hospital consists of Departments like

- (a) Dept. Of Surgery
- (b) Dept. Of Head & Neck
- (c) Dept. Of Gynaec. Oncology
- (d) Dept. Of Anaesthesiology and Pain Relief
- (e) Dept. Of Palliative Medicine
- (f) Dept. Of Radiotherapy
- (g) Dept. Of Radiation Physics
- (h) Dept. Of Medical Oncology
- (i) Dept. Of Paediatric Oncology



- (j) Dept. Of Radio Diagnosis.
- (k) Dept. Of Nuclear Medicine
- (l) Dept. Of Dept. Of Pathology
- (m) Dept. Of Blood Bank
- (n) Dept. Of Microbiology
- (o) Dept. Of Biochemistry
- (p) Dept. Of Epidemiology and Biostatistics
- (q) Social Welfare Department
- (r) Clinical Psychology
- (s) Academic Cell
- (t) Library and Information Centre
- (u) Medical Records
- (v) Dietary services
- (w) Community Oncology
- (x) Nursing Staff.
- (y) General Duty Doctor

5. Source Of Funds:

The main sources of funds to the Institute are from:

1. Grants from Government of Karnataka for Plan and Non Plan activities,
2. Hospital Revenue through users fee etc.,
3. Hospital Revenue from PCC Gulbarga;
4. Income through Academic activities

In addition Institute receives donations from individuals, firms, institutions, both private and public sectors organizations and also from voluntary service organizations. Institute undertakes specific donor specific projects to provide better services.

6. Bankers:

Major funds of the Institute are transacted through Canara Bank, KMIO Extension Counter, Dr. M.H. Mari Gowda Road, Bangalore – 560 029. However deposits are kept in other banks also.



Schedules forming part of accounts for the year ended 31st March 2020

Schedule - U NOTES ON ACCOUNTS

Significant Accounting Policies

1) Accounting Conventions

The Financial statements are prepared on the basis of Historical cost convention. The method of Accounting adopted is Accrual basis. However - Salary, Gratuity and pension are accounted on cash basis.

2) Inventory valuation

During the year closing inventory is not brought to Books. Explained that major items of stock are consumables and total value of the stock is not significant.

3) Investments

Investments are fixed deposits with bank taken at cost.

4) Fixed Assets

Fixed Assets are stated at cost of acquisition inclusive of inward freight, duties and taxes and incidental and direct expenses related to acquisition and accounted on payment basis. Fixed Assets acquired out of Grants are debited to Grants Account.

5) Depreciation

Depreciation on assets are provided on the written down value method at the rates consistently followed by the hospital followed in the preceding previous years which is not par with Income Tax rates. Fixed Assets acquired out of Grants are debited to Grants Account. Hence no Depreciation is provided on those Assets.

6) Revenue recognition

Institution's revenues other than grants and Income from Vajpayee scheme are recognized on accrual basis.

7) Government Grants / Funds

a) Grant from Government of Karnataka is the major component of revenue which is accounted on receipt.

b) Grant from Government of Karnataka is in capital nature and treated as capital receipt and on utilization charged against Grants.



c) Grant Others. Kemmr, Sesp and Stsp are Given by Government for the treatment of patients under the scheme and treated as Grant Income.

d) Other/ Specific Funds: All other grants received towards specific funds are credited to the same Fund account and utilized for the purpose for which the Grant /Donation received.

8) Retirement Benefits Pension / Gratuity:

Pension & Gratuity : No provision is made for Gratuity & Pension. Institute has received Rs. 11,58,00,000/- as Grant towards Pension Fund
Institute maintains a separate pension fund wherein retirement benefits and pensions are paid through the fund maintained under a separate Bank Account

Explanations for notes on Accounts

1) Grants:

- a). Capital Plan Grant : During the Financial year 2019-20 Institute received the grant from Govt of Karnataka of Rs. 1.49 Crores (Previous year Rs.31.58 Crores)
- b) Revenue Non Plan Grant: During the Financial year 2019-20 Institute received the Grant from Govt of Karnataka of Rs. 114.78 Crores (Previous year Rs 98.74 Crores)

2) Fixed Assets.

- (i) The Institute is not maintaining Fixed Assets register showing full particulars including quantitative details and situation of fixed assets.
- (ii) The Institute is not having a system of periodical verification of its fixed assets by which all fixed assets are verified.

3) Investments.

Investments include only Fixed Deposits shown at the face value wherein accrued interest is not accounted. However interest is Accounted on Accrual Basis.

4) Bank Accounts:

Institute maintains separate bank accounts for Plan (capital) , Non Plan (revenue) expenditure and for few funds separate bank accounts are maintained.



5) Sundry Debtors:

For Sundry Debtors confirmation of balances or reconciliation statements were not obtained. It is observed that parties have deducted Tax at source (T.D.S) which is not applicable as this is only a re-imbursement of medical bills.

6) Loans Advance and deposits:

An amount of Rs 1,65,04,480/- has been accounted as tax deducted at source for the year wherein all TDS Certificates are not available on record.

7) Current Liabilities.

Confirmation has not been obtained for the items shown under Current liabilities, which includes advance from patients.

The balances in Sundry debtors, loans and advances and Creditors are subject to confirmation.

8) Interest on bank deposits

Interest Income accounted on Accrual basis.

9) Contingent Liabilities - NIL

10) Regrouping:

The previous year's figures have been recast /regrouped wherever necessary in order to confirm to current year's presentation.

